

Trends

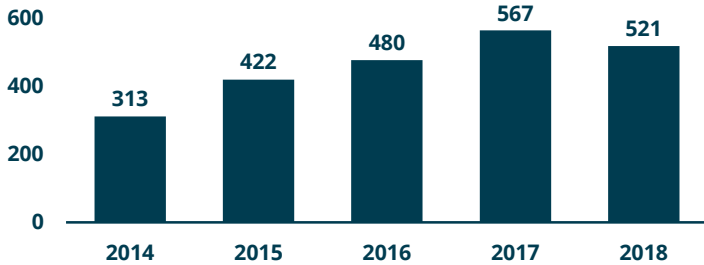
Historical Trends in Jamaica Plain

- The share of school-age children (5-17) decreased from 15% in 2000 to 11% in 2017.
- The share of the adult population with at least a Bachelor's degree increased from 45% in 2000 to 65% in 2017.
- The share of the Non-Hispanic White population increased from 49% in 2000 to 55% in 2017.
- Between 2011 and 2015, payroll jobs increased by 11% throughout Jamaica Plain.
- The share of households that had at least one vehicle increased from 73% in 2000 to 77% in 2017.

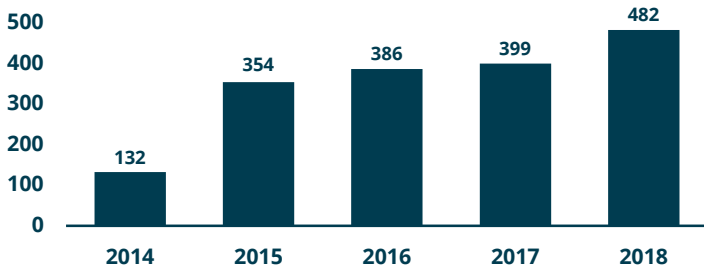
The Future for Jamaica Plain

- Jamaica Plain's growth is poised to continue, with 1,753 housing units approved for construction between 2014 and 2018.
- 1,481 new housing units were built in Jamaica Plain between 2011 and 2018.⁴

BPDA Board-Approved Development (In Thousands of Feet²)
2014-2018



BPDA Board-Approved Housing Units
2014-2018



Jamaica Plain

Produced by the Boston Planning & Development Agency
Research Division, March 2019.

Information

For more information about Boston's demographics or economy, please visit bostonplans.org/research-publications.

Please contact us at bostonplans.org/research-inquiries with additional questions.

Martin J. Walsh
Mayor

Carol Downs
Treasurer

Brian P. Golden
Director

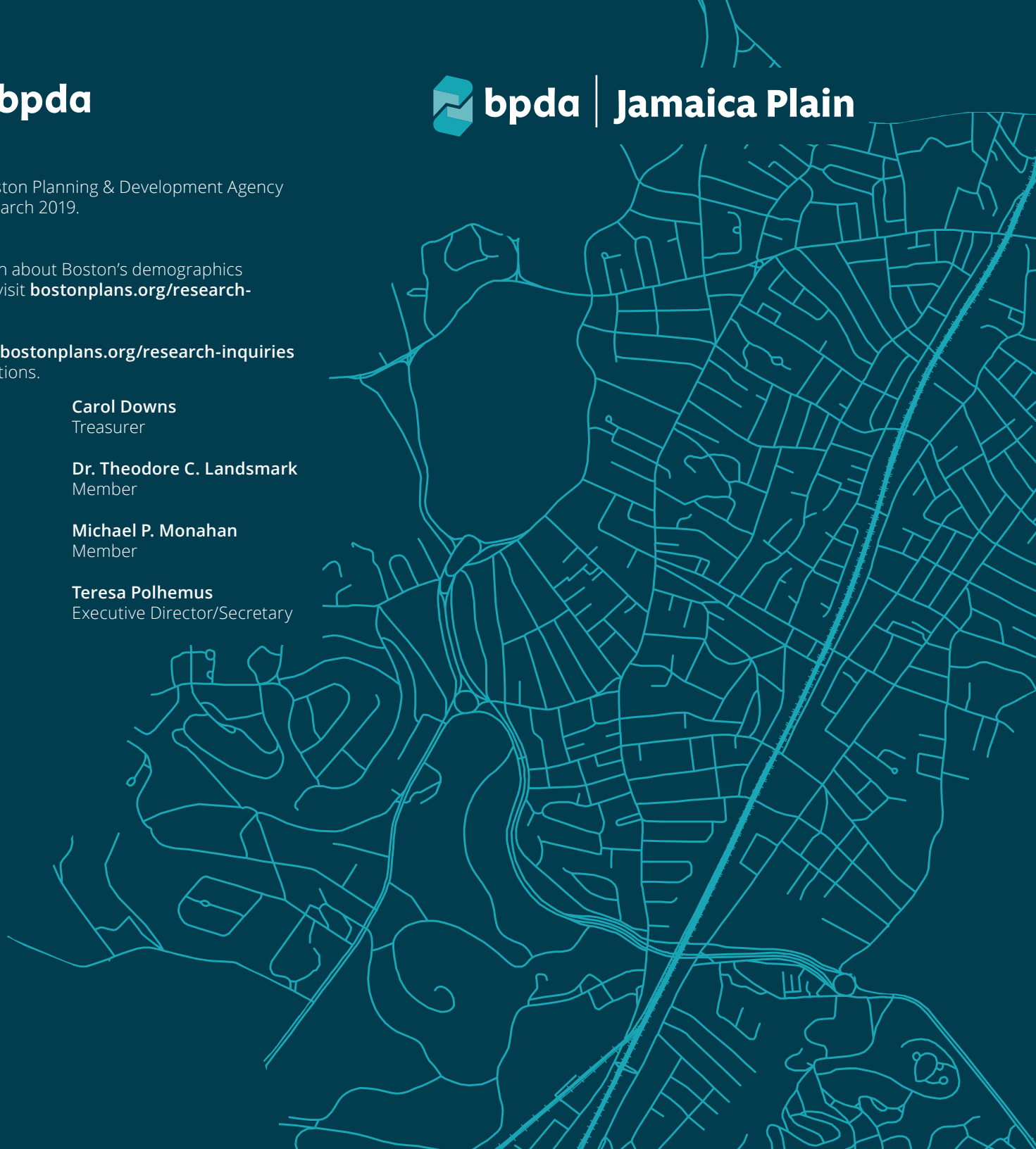
Dr. Theodore C. Landsmark
Member

Timothy J. Burke
Chairman

Michael P. Monahan
Member

Priscilla Rojas
Vice Chairman

Teresa Polhemus
Executive Director/Secretary



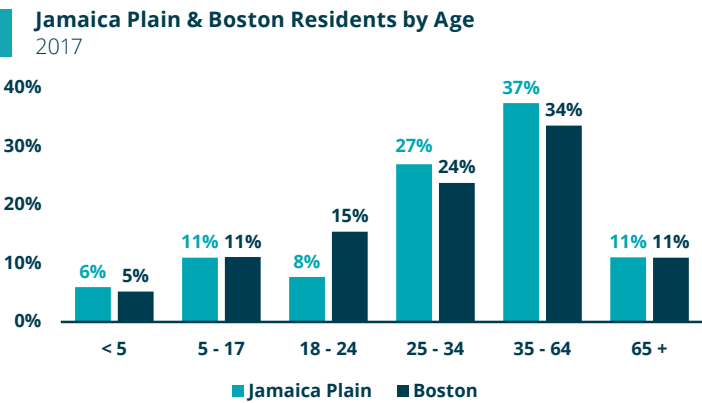
People

Population

- According to the 2013-2017 American Community Survey, Jamaica Plain had 39,314 residents, 6% of Boston's population.¹

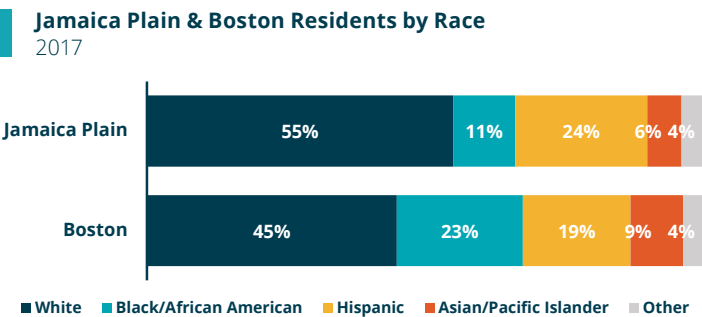
Age Distribution

- In 2017, 17% of Jamaica Plain's residents were children (0-17), nearly the same as Boston's residents.
- Jamaica Plain had a lower share of young adults (18-24), compared to Boston.



Diversity

- In 2017, 23% of Jamaica Plain's residents were foreign-born, compared 28% of Boston's residents.
- More than 50% of Jamaica Plain's residents identified as Non-Hispanic White, higher than 45% of Boston's residents.



Economy

Jobs

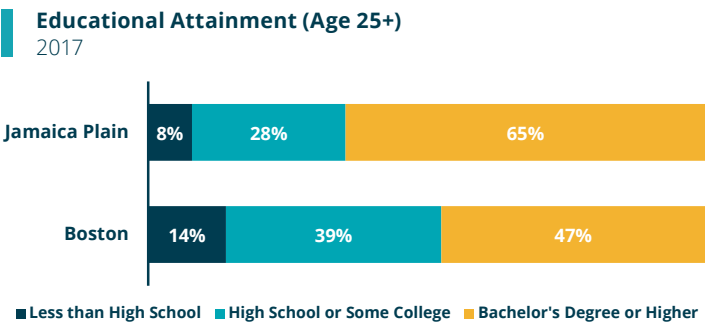
- In 2015, Jamaica Plain had 14,695 payroll jobs, 55% of which were in Healthcare and Social Assistance.²
- Jamaica Plain has 0.60 payroll jobs per resident worker, 2% of the payroll jobs in Boston.

Labor Force

- In 2017, Jamaica Plain's resident labor force had 24,688 workers, 4% of Boston's resident labor force.
- 74% of Jamaica Plain's residents participated in the labor force, compared to 69% of Boston's residents.
- The top occupations among residents in 2017: Management, Education, and Office and Administrative Support.

Education

- In 2017, 10% of Jamaica Plain's residents were enrolled in a college or university, lower than 16% of Boston's residents.
- 65% of Jamaica Plain's adult residents had at least a Bachelor's degree, compared to 47% of Boston's adult residents.



Income

- In 2017, the median household income in Jamaica Plain was \$84,446, higher than \$62,021 throughout Boston.

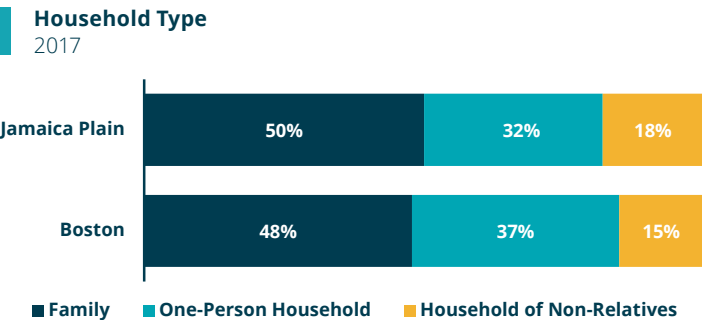
Notes: Demographic data are for the Census-tract approximations of Jamaica Plain. Employment data are for the Census-block approximations of Jamaica Plain. Development data were calculated on March 5, 2019.

Sources: 1. U.S. Census Bureau, 1950-2010 Decennial Census and 2013-2017 American Community Survey; 2. U.S. Census Bureau, OnTheMap Application and LEHD Origin-Destination Employment Statistics, 2015; 3. City of Boston Assessing Data, FY2018; 4. BPDA Research Division Pipeline Database, 2018.

Place

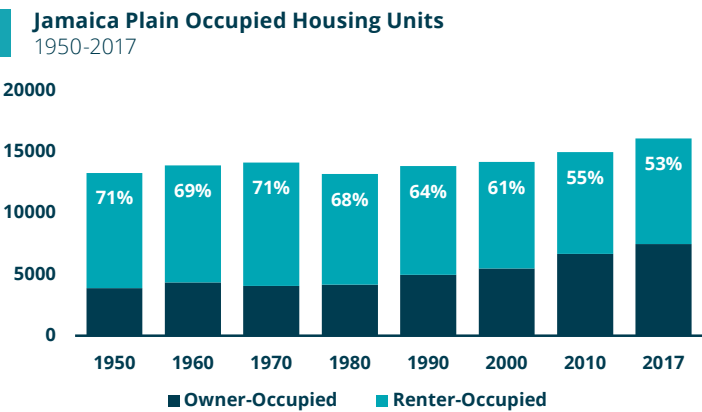
Households

- In 2017, 50% of Jamaica Plain's households were families, similar to 48% of Boston's households.



Renters and Owners

- In 2017, 53% of Jamaica Plain's 16,092 housing units were renter-occupied.
- In FY2018, 73% of Jamaica Plain's 4,535 condominiums were owner-occupied.³
- The median rent was \$1,494 throughout Jamaica Plain, compared to \$1,455 throughout Boston.



Vehicles

- In 2017, 77% of Jamaica Plain's households had at least one vehicle, compared to 66% of Boston's households.
- The ratio of vehicles to households in Jamaica Plain was 1.07, higher than Boston's ratio of 0.95.