

Trends

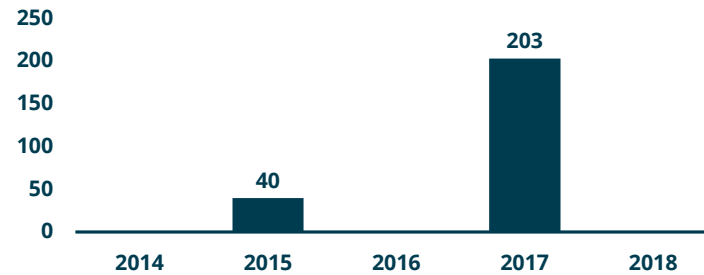
Historical Trends in Roslindale

- The share of adult residents with at least a Bachelor's degree increased from 33% in 2000 to 45% in 2017.
- From 2000 to 2017, the share of Hispanic residents increased from 18% in 2000 to 23% in 2017.
- Households with at least one vehicle increased from 79% in 2000 to 85% in 2017.

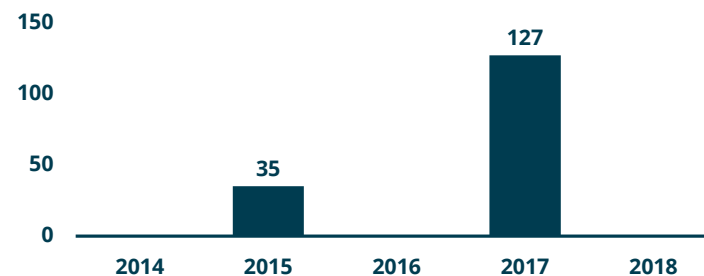
The Future for Roslindale

- Roslindale is poised to continue growing slowly, with 162 housing units approved for construction between 2014 and 2018.
- 125 new housing units were built in Roslindale between 2011 and 2018.⁴

BPDA Board-Approved Development (In Thousands of Feet²)
2014-2018



BPDA Board-Approved Housing Units
2014-2018



bpda | Roslindale

Produced by the Boston Planning & Development Agency
Research Division, March 2019.

Information

For more information about Boston's demographics or economy, please visit bostonplans.org/research-publications.

Please contact us at bostonplans.org/research-inquiries with additional questions.

Martin J. Walsh
Mayor

Carol Downs
Treasurer

Brian P. Golden
Director

Dr. Theodore C. Landsmark
Member

Timothy J. Burke
Chairman

Michael P. Monahan
Member

Priscilla Rojas
Vice Chairman

Teresa Polhemus
Executive Director/Secretary



People

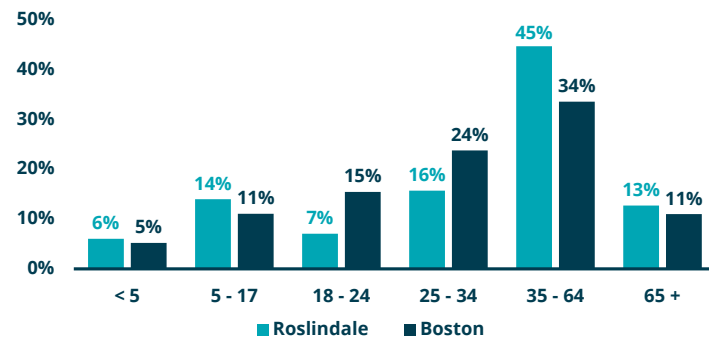
Population

- According to the 2013-2017 American Community Survey, Roslindale had 29,206 residents, 4% of Boston's population.¹

Age Distribution

- In 2017, 7% of Roslindale residents were young adults (18-24), compared to 15% of Boston's residents.
- Children (0-17) accounted for 20% of Roslindale's population, compared to 16% of Boston's population.

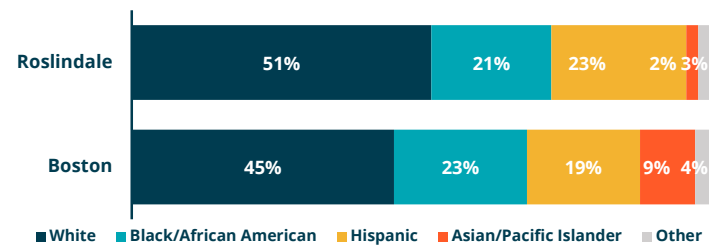
Roslindale & Boston Residents by Age
2017



Diversity

- In 2017, 26% of Roslindale's residents were foreign-born, compared to 28% of Boston's residents.
- 23% of Roslindale's residents identified as Hispanic, compared to 19% of Boston's residents.

Roslindale & Boston Residents by Race
2017



Economy

Jobs

- In 2015, Roslindale had 5,148 payroll jobs, 45% of which were Healthcare and Social Assistance.²
- Roslindale had 0.29 payroll jobs for every resident worker, less than 1% of the payroll jobs in Boston.

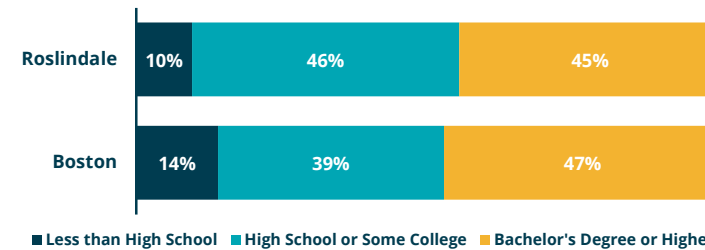
Labor Force

- In 2017, Roslindale's resident labor force had 17,682 workers, 4% of Boston's resident labor force.
- 74% of Roslindale's residents participated in the labor force, compared to 69% of Boston's residents.
- The top occupations among residents in 2017: Office and Administrative Support, Management, and Sales.

Education

- In 2017, 6% of Roslindale's residents were enrolled in college or university, lower than 16% of Boston's residents.
- 45% of Roslindale's adult residents had at least a Bachelor's degree, compared to 47% of Boston's adult residents.

Educational Attainment (Age 25+)
2017



Income

- In 2017, the median household income in Roslindale was \$76,667, higher than \$62,021 throughout Boston.

Notes: Demographic data are for the Census-tract approximations of Roslindale. Employment data are for the Census-block approximations of Roslindale. Development data were calculated on March 5, 2019.

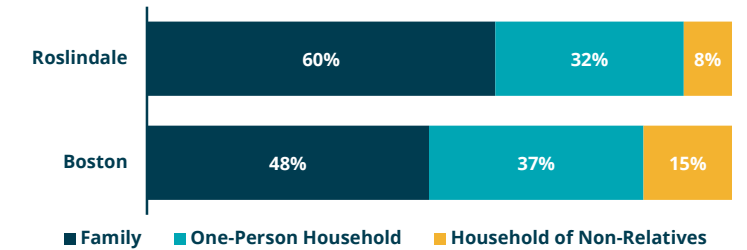
Sources: 1. U.S. Census Bureau, 1950-2010 Decennial Census and 2013-2017 American Community Survey; 2. U.S. Census Bureau, OnTheMap Application and LEHD Origin-Destination Employment Statistics, 2015; 3. City of Boston Assessing Data, FY2018; 4. BPDA Research Division Pipeline Database, 2018.

Place

Households

- In 2017, 60% of Roslindale's households were families, in comparison to 48% of Boston's households.

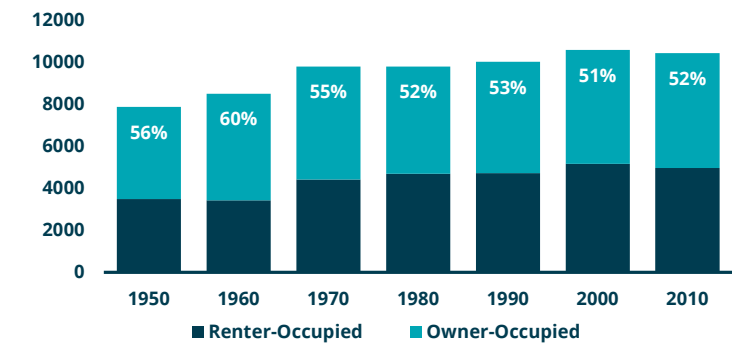
Household Type
2017



Renters and Owners

- In 2017, 43% of Roslindale's housing units were renter-occupied.
- In FY2018, 73% of Roslindale's 1,712 condominiums were owner-occupied.³
- The median rent was \$1,395 throughout Roslindale, compared to \$1,445 throughout Boston.

Roslindale Occupied Housing Units
1950-2010



Vehicles

- In 2017, 85% of Roslindale's households had at least one vehicle, compared to 66% of Boston's households.
- The ratio of vehicles to households in Roslindale was 1.31, higher than Boston's ratio of 0.95.