

Trends

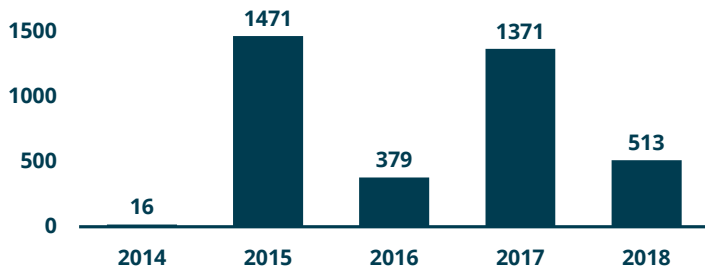
Historical Trends in Back Bay

- From 2000 to 2017, the share of young adults (18-24) decreased, while the share of adults (25-34) increased.
- More Asian and Hispanic residents have increased the diversity of the neighborhood, but 76% of the population identifies as Non-Hispanic White.
- A rather constant share of housing units are owner-occupied, increasing from 31% in 2000 to 33% in 2017.
- The share of households owning a car decreased from 62% in 2000 to 51% in 2017.
- From 2011 to 2015, payroll jobs increased by 15% throughout Back Bay.

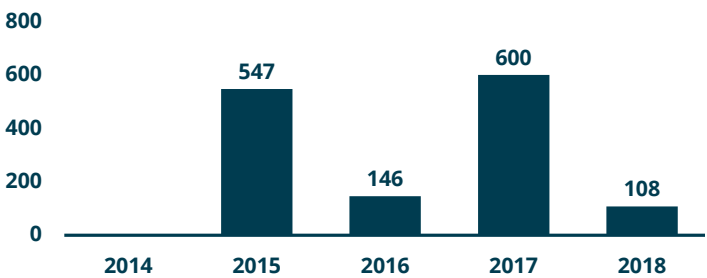
The Future for Back Bay

- Back Bay's growth is poised to continue, with 1,401 housing units approved for construction between 2014 and 2018.
- 594 new housing units were built in Back Bay between 2011 and 2018.⁴

BPDA Board-Approved Development (In Thousands of Feet²)
2014-2018



BPDA Board-Approved Housing Units
2014-2018



bpda | Back Bay

Produced by the Boston Planning & Development Agency
Research Division, March 2019.

Information

For more information about Boston's demographics or economy, please visit bostonplans.org/research-publications.

Please contact us at bostonplans.org/research-inquiries with additional questions.

Martin J. Walsh
Mayor

Carol Downs
Treasurer

Brian P. Golden
Director

Dr. Theodore C. Landsmark
Member

Timothy J. Burke
Chairman

Michael P. Monahan
Member

Priscilla Rojas
Vice Chairman

Teresa Polhemus
Executive Director/Secretary

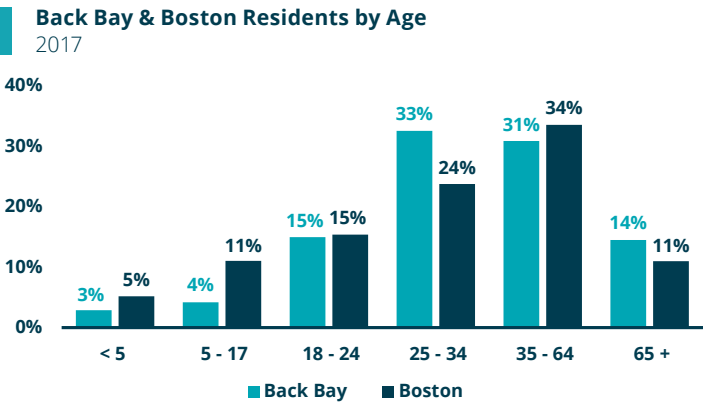
People

Population

- According to the 2013-2017 American Community Survey, Back Bay had 18,176 residents, 3% of Boston’s population.¹

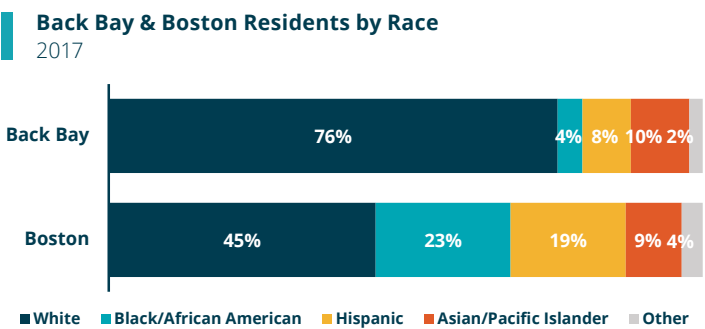
Age Distribution

- In 2017, only 4% of Back Bay’s population were school-aged children (5-17), compared to 11% of Boston’s population.
- Back Bay had a higher share of adults (25-34) than the city as a whole.



Diversity

- About 76% of Back Bay residents identified as Non-Hispanic White, considerably higher than the 45% of Boston’s residents.



Economy

Jobs

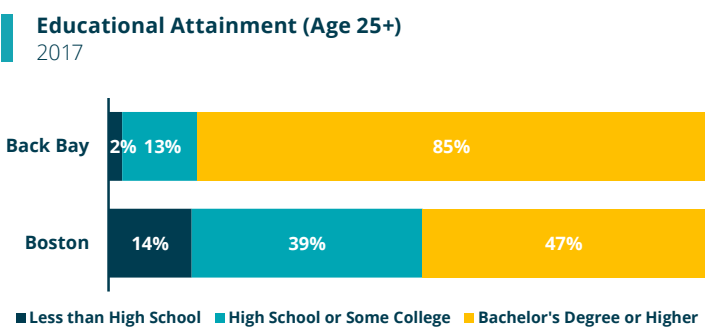
- In 2015, Back Bay had 70,248 payroll jobs, 21% of which were in Finance and Insurance.²
- Back Bay had 5.9 payroll jobs for every resident worker, 11% of the payroll jobs in Boston.

Labor Force

- In 2017, Back Bay’s resident labor force had 11,816 workers, 3% of Boston’s resident labor force.
- 69% of Back Bay’s residents participated in the labor force, the same as Boston’s participation rate.
- The top occupations among residents in 2017: Management, Business and Financial Operations, and Sales.

Education

- In 2017, 20% of Back Bay’s residents were enrolled in college or university, higher than 16% of Boston’s residents.
- 85% of Back Bay’s adult residents had at least a Bachelor’s degree, compared to 47% of Boston’s adult residents.



Income

- In 2017, the median household income in Back Bay was \$102,071, significantly higher than \$62,021 throughout Boston.

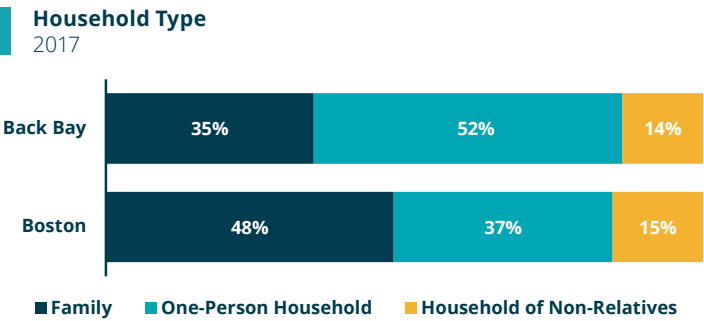
Notes: Demographic data are for the Census-tract approximations of Back Bay. Employment data are for the Census-block approximations of Back Bay. Development data were calculated on March 5, 2019.

Sources: 1. U.S. Census Bureau, 1950-2010 Decennial Census and 2013-2017 American Community Survey; 2. U.S. Census Bureau, OnTheMap Application and LEHD Origin-Destination Employment Statistics, 2015; 3. City of Boston Assessing Data, FY2018; 4. BPDA Research Division Pipeline Database, 2018.

Place

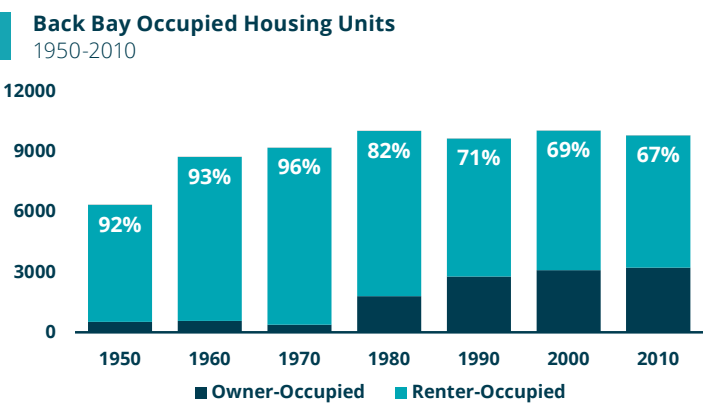
Households and Dorms

- In 2017, 92% of Back Bay residents lived in households, 35% of which were families.
- The remaining population lived in college dormitories or other institutions.



Renters and Owners

- In 2017, 67% of Back Bay’s housing units were renter-occupied.
- In FY2018, 43% of Back Bay’s 5,434 condominiums were owner-occupied.³
- The median rent was \$2,061 throughout Back Bay, higher than \$1,445 throughout Boston.



Vehicles

- In 2017, 51% of Back Bay’s households had at least one vehicle, compared to 66% of Boston’s households.
- The ratio of vehicles to households in Back Bay was 0.39, lower than Boston’s ratio of 0.95.