

Trends

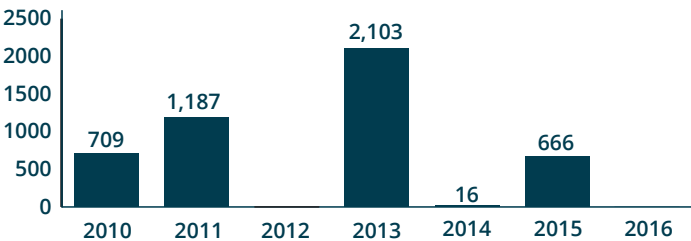
Historical Trends in Back Bay

- The Back Bay population grew by 5% from 2000 to 2015, while the number of occupied housing units fell slightly.
- From 2000 to 2015, the share of 18 to 24-year olds fell and the share of 25 to 34 year olds increased.
- More Asian and Hispanic residents have increased the diversity of the neighborhood, but 3/4 of the population are still non-Hispanic Whites.
- The number of payroll jobs in Back Bay has grown 10% from 2011 to 2014.
- An increasing share of housing units are owner-occupied, up from 31% in 2000 to 33% in 2015.
- The share of households owning a car fell from 62% in 2000 to 53% in 2015.

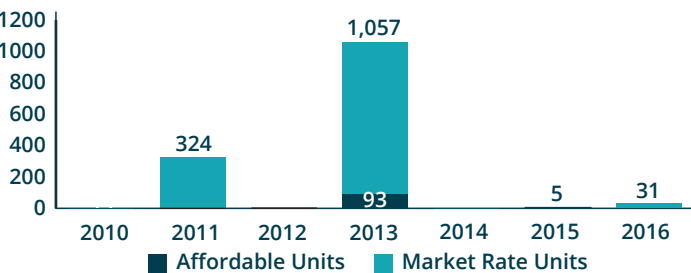
The Future for Back Bay

- Back Bay's growth is poised to continue, with 1,417 new units of housing approved for construction between 2010 and 2016.⁴

BPDA Board-Approved Development (in Thousands of Feet²)
2010-2016



BPDA Board-Approved Housing Units
2010-2016



Back Bay

Produced by the Boston Planning & Development Agency
Research Division, July 2017

Information

For more information about Boston's demographics or economy, please visit bostonplans.org/research-maps

Please contact us at research@boston.gov with additional questions.

Martin J. Walsh
Mayor

Carol Downs
Treasurer

Brian P. Golden
Director

Dr. Theodore C. Landsmark
Member

Timothy J. Burke
Chairman

Michael P. Monahan
Member

Priscilla Rojas
Vice Chairman

Teresa Polhemus
Executive Director/Secretary

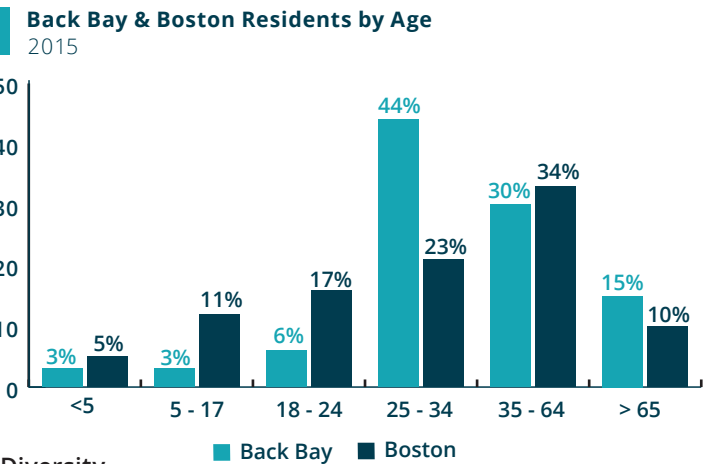
People

Population Growth

- Back Bay had a population of 17,577 people in 2015, 2% of Boston's population.¹
- Back Bay's population grew by 5.4% from 2000 to 2015, slower than the city's growth of 10%.

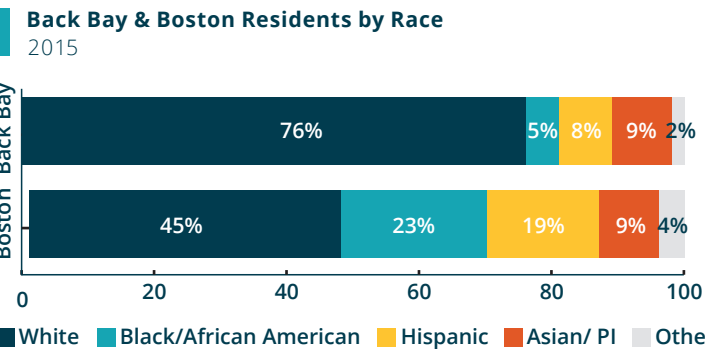
Age Distribution

- Only 3% of Back Bay residents were school-aged children in 2015, compared to 11% of the Boston population.
- Back Bay has higher shares of both 25-34 year olds and those over 65 than the city as a whole.



Diversity

- About 20% of Back Bay residents were foreign born in 2015, compared with about 27% of Boston residents.
- About 76% of Back Bay residents were non-Hispanic Whites in 2015, a higher share than Boston (46%).



Economy

Jobs

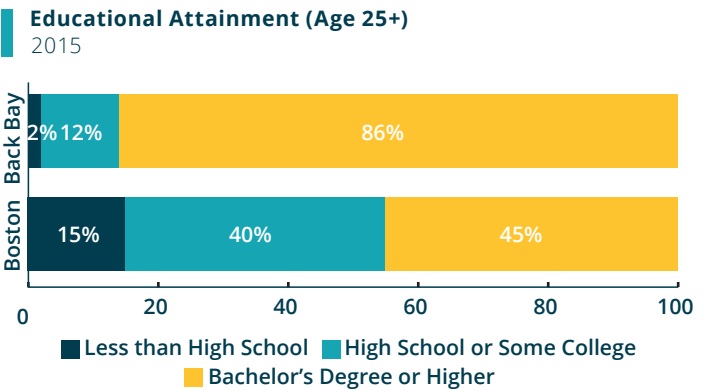
- Back Bay had 52,623 payroll jobs in 2014, 17% of which are in Finance and Insurance.²
- Back Bay has 6.57 payroll jobs per resident worker, and 9.3% of the city's payroll jobs.

Labor Force

- Back Bay's resident labor force had 11,530 people in 2015, 3% of Boston's resident labor force.
- 63% of Back Bay residents aged 16 and over participate in the labor force, lower than the 68% participation rate for Boston.
- The top occupations for Back Bay residents in 2015: Management, Business, and Finance.

Education

- 22% of Back Bay residents were enrolled in college or university in 2015, higher than the college enrollment for Boston: 17%.
- Eighty-six percent of Back Bay residents age 25 and older have a Bachelor's degree, nearly double the rate of the city as a whole.



Income

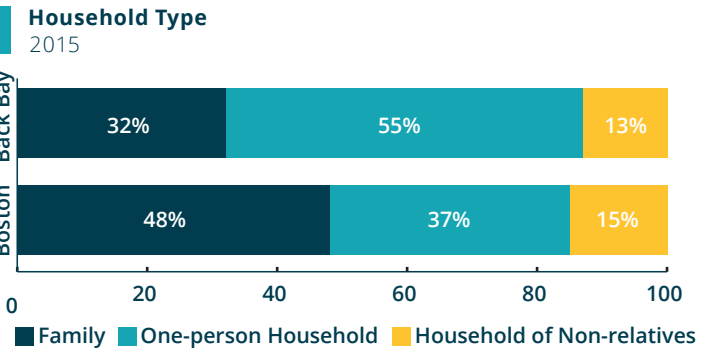
- The median household income in Back Bay in 2015 was \$88,469, significantly higher than Boston's median income of \$55,777.

Note: Demographic data are for the Census-tract approximations of the Back Bay. Source: (1) U.S. Census Bureau, 1950-2010 Decennial Census and 2011-2015 American Community Survey, (2) On-TheMap Application and LEHD Origin-Destination Statistics, 2014, (3) City of Boston assessing data FY 2016, (4) Boston Planning and Development Agency Board Memos.

Place

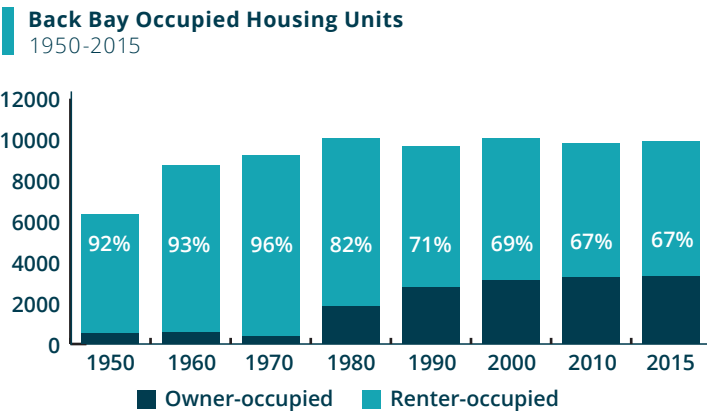
Households

- 91% of Back Bay residents live in households, 32% of which are families.
- The remaining Back Bay population lives in college dorms or other institutions.



Renters and Owners

- In 2015, Back Bay had 5,395 condos, 43% of which were owner occupied.³
- The median rent in Back Bay in 2015 was \$2,030, higher than Boston's median of \$1,320.



Vehicles

- 53% of Back Bay households in 2015 had at least one vehicle, compared to 65% of Boston households.
- The ratio of vehicles to households in Back Bay was 0.67 in 2015, lower than the 0.91 ratio for the city as a whole.